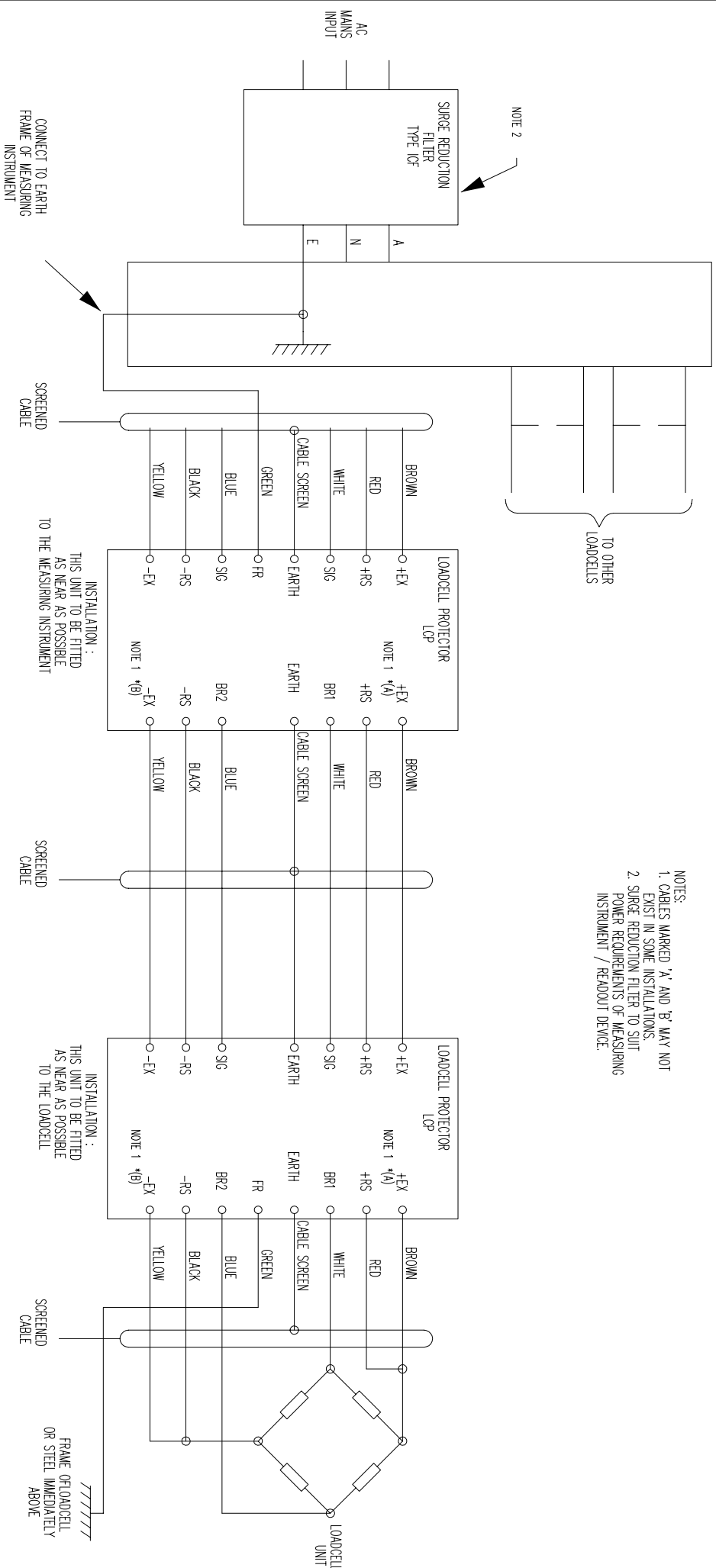


- NOTES:
1. CABLES MARKED 'A' AND 'B' MAY NOT EXIST IN SOME INSTALLATIONS.
 2. SURGE REDUCTION FILTER TO SUIT POWER REQUIREMENTS OF MEASURING INSTRUMENT / READOUT DEVICE.



CONNECT TO EARTH
FRAME OF MEASURING
INSTRUMENT

INSTALLATION :
THIS UNIT TO BE FITTED
AS NEAR AS POSSIBLE
TO THE MEASURING INSTRUMENT

INSTALLATION :
THIS UNIT TO BE FITTED
AS NEAR AS POSSIBLE
TO THE LOADCELL

FRAME OF LOADCELL
OR STEEL IMMEDIATELY
ABOVE

CRITEC PTY. LTD.
TECHNOPARK, DOWNSING POINT,
HOBART TAS AUSTRALIA
PH: (002) 730066 FAX: (002) 730399
© 1994 CRITEC PTY. LTD.

COMMERCIAL IN CONFIDENCE A.C.N. 009 538 724

LOADCELL PROTECTION SYSTEM
TYPE LCP INSTALLATION
SCHEMATIC DIAGRAM

THIRD ANGLE PROJECTION

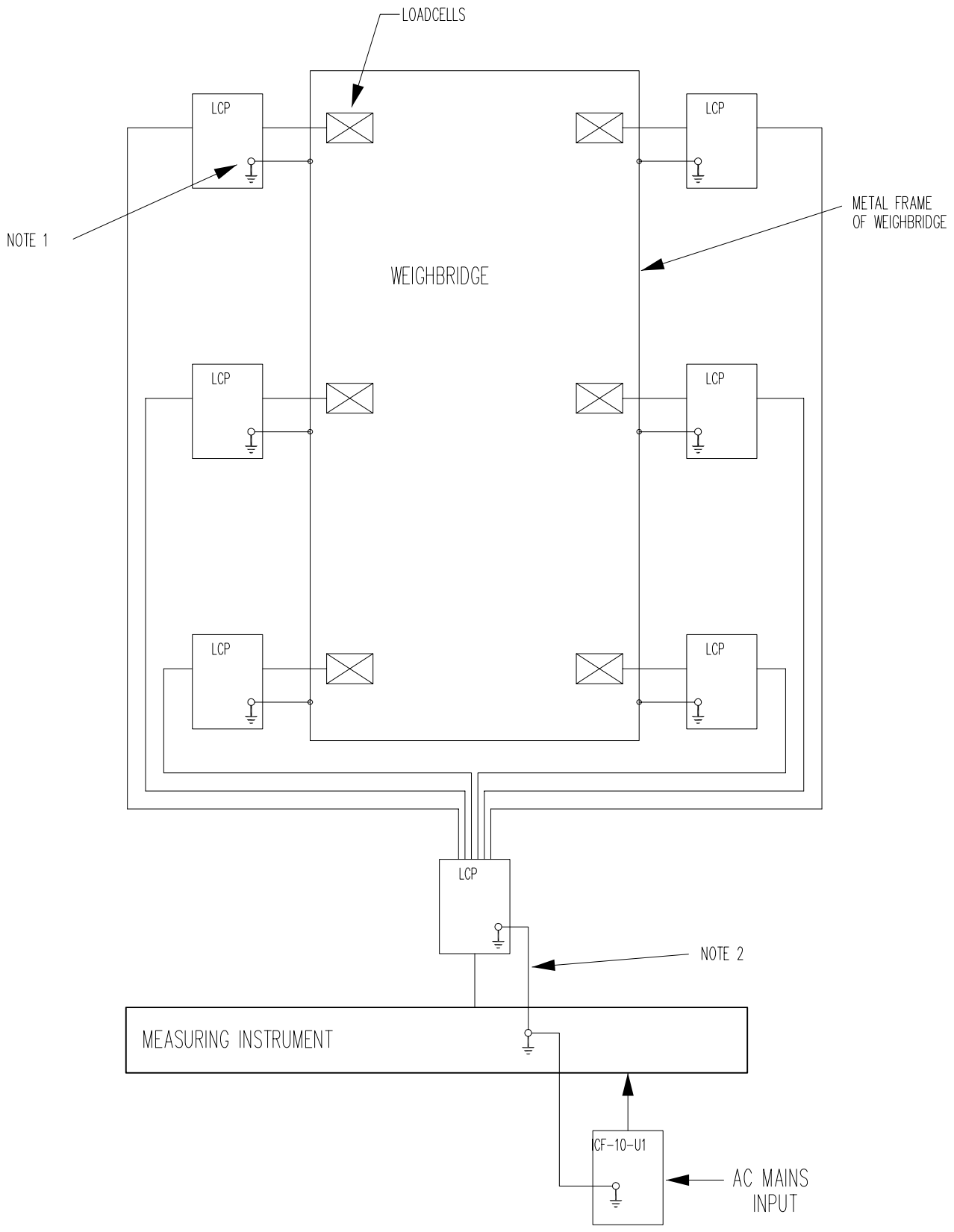
CRITEC

SCALE

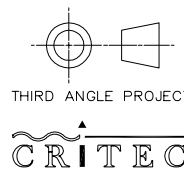
DWG. No. / FILE NAME: CR300504.CAD

C.R. PART No. / CAT No.

SHEET 1 OF 1



- NOTES:
1. EARTH CONNECTIONS FROM LCP'S TO LOADCELLS ARE TO BE KEPT AS SHORT AS POSSIBLE. TO BE CONNECTED TO FRAME OF LOADCELL OR STEEL IMMEDIATELY ABOVE.
 2. EARTH CONNECTIONS FROM LCP TO MEASURING INSTRUMENT EARTH TO BE KEPT AS SHORT AS POSSIBLE.
 3. DIAGRAM SHOWS A TYPICAL INSTALLATION WHERE LCP'S PROTECTING LOADCELLS ARE COMMONED AT ONE LCP AT THE MEASURING INSTRUMENT. INDIVIDUAL LCP'S AT THE MEASURING INSTRUMENT MAY BE REQUIRED IN CERTAIN INSTALLATIONS.



CRITEC PTY. LTD.	
TECHNOPARK, DOWSINGS POINT, HOBART, AUSTRALIA PH. (002) 730066 FAX. (002) 730399 © 1994 CRITEC PTY. LTD.	
ISSUE 1	29/08/94
DESIGNED	
DRAWN	MCA 29/08/94
CHECKED	
APPROVED	

COMMERCIAL IN CONFIDENCE	A.C.N. 009 538 721
LOADCELL PROTECTION SYSTEM SYSTEM INSTALLATION EARTHING GUIDE	
SCALE	C.R. PART No./ CAT No.
DWG. No./ FILE NAME	CR300503.CAD
SHEET 1 OF 1	